

## ***LL306K – Pheasant Clip-on Ornament***

Stitch Guide by Mark Young

### **Thread List**

#### **Threadworx Overdyed Floss**

10271 – Harvest Gold

10342 – Earth Stones

#### **Vineyard Silk**

C-158 – Celestial

#### **Petite Very Velvet**

V632 – Brite Red

#### **Neon Rays**

N42 – Taupe

#### **Floche**

5200 – White

#### **Kreinik**

#4 Braid 221 – Antique Gold

#12 Braid 022 – Brown

#16 Braid 221 – Antique Gold

#### **Sundance Beads**

Size 14 #401 – Black

Size 14 #402 – White

Beading Thread



**Note: the following stitches are all diagrammed for the right facing side of the bird and should be reversed for the left facing side.**

## Wings

### **Threads:**

Threadworx Overdyed Floss 10271 – Harvest Gold,  
10342 – Earth Stones  
Floche – 5200 White  
Kreinik #4 Braid 221 - Antique Gold  
Kreinik #12 Braid 022 – Brown  
Kreinik #16 Braid 221 – Antique Gold

### **Stitches:**

Offset Ray  
Framed Rays  
Couching


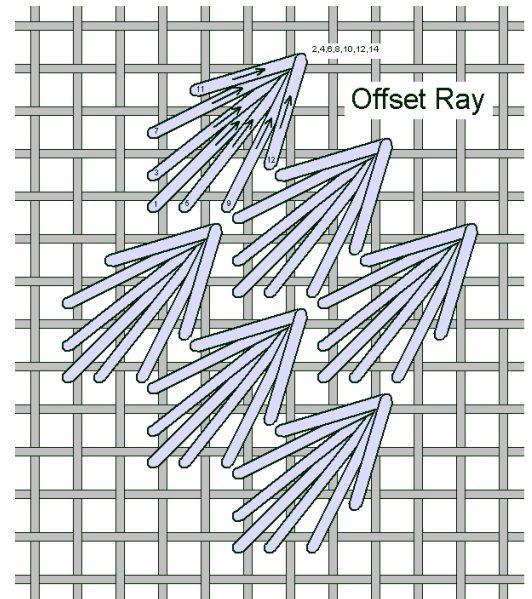
### Feathers at Top of Wing

Using one strand of Threadworx Overdyed Floss 10271 Harvest Gold and two strands of 10342 Earth Stones combined in one needle, stitch the upper feathers in Offset Ray Stitch.

For better blending and more random color variations, turn the two strands of 10342 Earth Stones in opposite directions before blending with the one strand of 10271 Harvest Gold.

Using two strands of Floche 5200 White, stitch the white feathers in the same Ray Stitch. Place the white rays as close to the painted white feathers as possible, but keep the rays complete and do not compensate for the painted canvas.

Using one strand of Kreinik #12 Braid 022 Brown, put two “over two” straight stitches at the bottom of each white ray stitch.



### Gold Outline

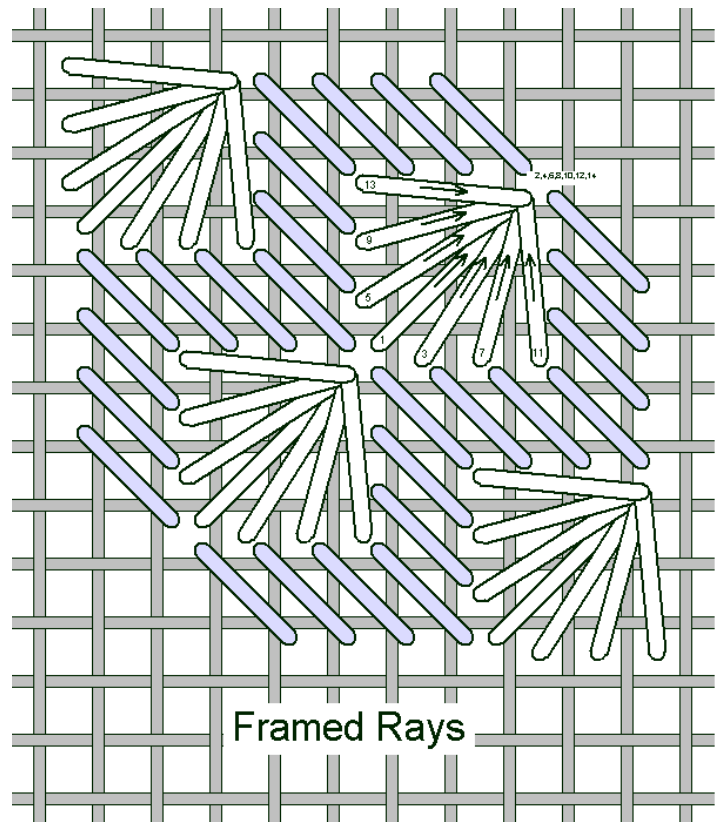
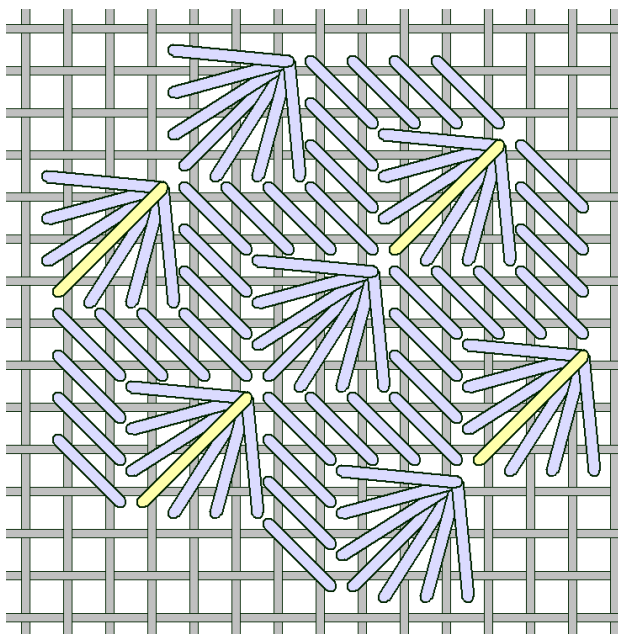
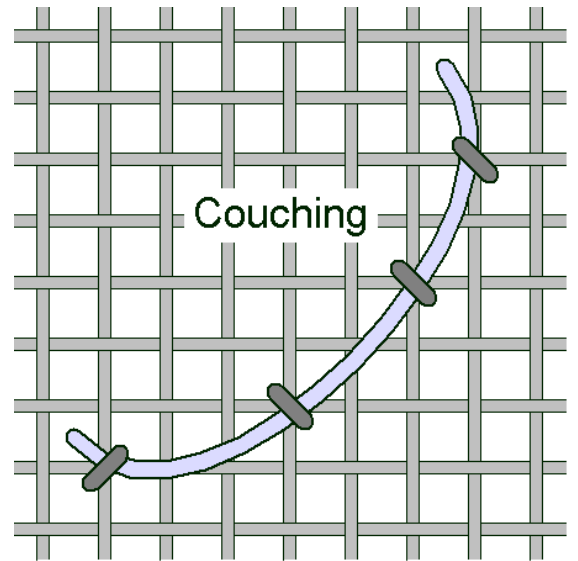
Using one strand of Kreinik #4 Braid 221, couch one strand of Kreinik #16 Braid 221 for the gold outline of the wing and the scalloped border between the upper and lower feathers.

### Feathers at Bottom of Wing

Using three strands of Threadworx Overdyed Floss 10342 Earth Stones, with one of the strands turned in the opposite direction from the other two strands, stitch the lower feathers in Framed Ray Stitch.

Ignore the gold lines that separate each of the lower feathers and stitch this entire area

Using one strand of Kreinik #16 Braid 221 Antique Gold, put one long stitch over the middle stitch of every other ray.



# Head and Neck

## Threads:

Petite Very Velvet V632 – Brite Red  
Vineyard Silk C-158 – Celestial  
Floche 5200 – White  
Threadworx Overdyed Floss 10271 - Harvest Gold  
Sundance Beads 14 #401 Black, #402 White  
Neon Rays N42 Taupe

## Stitch:

Encroaching Gobelin  
French Knots  
Jessica  
Packed Outline

## Head

Using the Petite Very Velvet V632 Brite Red, stitch the red part of the head in Encroaching Gobelin.

Using the Vineyard Silk C158 Celestial, stitch the blue part of the head in Encroaching Gobelin and the blue dots in French Knots.

## Eye

Using one strand of Threadworx Overdyed Floss 10271 Harvest Gold, stitch a Jessica as the gold outline of the eye. Make sure that the last two stitches (21-22 and 23-24) slide under the first two stitches (1-2 and 3-4).

Fill in the eye using the Sundance beads.

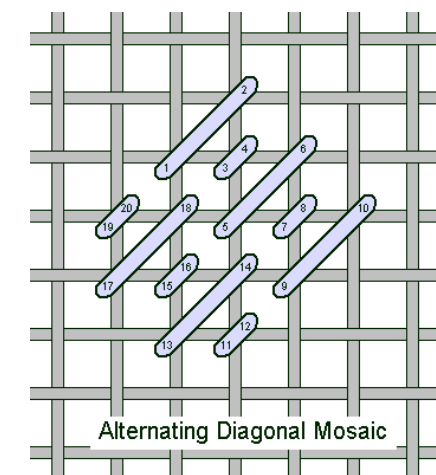
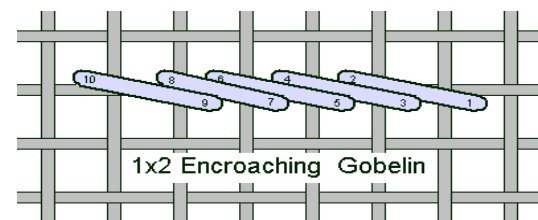
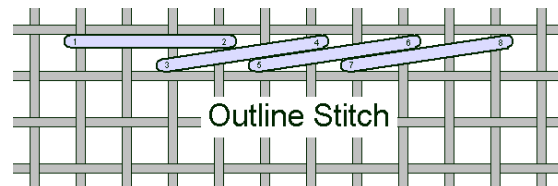
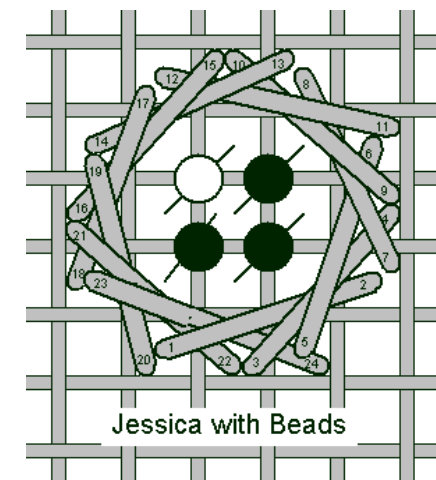
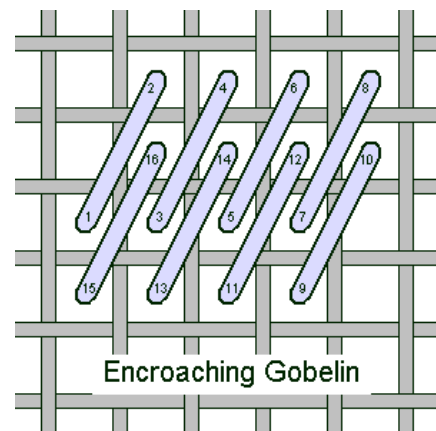
## Neck Ring

Using two strands of Floche 5200 White, stitch the neck ring in Packed Outline (multiple rows of outline stitch packed closely together).

## Beak

Using two strands of Kreinik #4 Braid 221, stitch the gold dividing line of the beak in 1x2 Encroaching Gobelin.

Using the Neon Rays, stitch the beak in Alternating Diagonal Mosaic. Stitch the upper and lower beaks in mirror image.



# Body

## **Threads:**

Threadworx Overdyed Floss 10271 Harvest Gold  
Threadworx Overdyed Floss 10342 Earth Stones  
Kreinik #12 Braid 022 Brown

## **Stitch:**

Staggered Mosaic

Using 4 strands of Threadworx Overdyed Floss 10271 Harvest Gold, stitch the yellow parts of the body in Staggered Mosaic. Stitch only the long straight stitches at this point, leaving the mosaic stitches for later. It is not necessary to turn any of these threads in opposite directions.

Using 4 strands of Threadworx Overdyed Floss 10342 Earth Stones, turning two of the threads in opposite directions, stitch the darker colored parts of the body in Staggered Mosaic. Stitch only the long straight stitches at this point, leaving the mosaic stitches for later.

Using the Kreinik #12 Braid 022 Brown, stitch random mosaic stitches on the belly of the bird to mimic the painted brown spots.

After stitching the random brown mosaic stitches in the Kreinik, stitch the remaining mosaics with the Threadworx Overdyed Flosses as they were used in the first step of this stitch.

