

LL306L – Seagull Clip-on Ornament

Stitch Guide by Mark Young

Thread List

Pepper Pot Silk

Salt 02 – White
Mink 05 – Med. Dark Gray
Garlic 127- Light Gray

Kreinik Metallic Braid

#4 Braid 221 – Antique Gold
#8 Braid 005 – Black
#16 Braid 221 – Antique Gold

Burmilana

3473 - Sunflower
3889 – Golden Brown

Sundance Seed Beads

Size 14 #401 – Black
Size 14 #402 – White
Beading Thread



Wings

Threads:

Pepper Pot Silk – Salt 02, Mink 05
Kreinik #8 Braid – 005 Black
Kreinik #4 Braid – 221 Antique Gold
Kreinik #16 Braid – 221Antique Gold

Stitches:

Couching Pattern*
Couching

Feathers

Using the Kreinik #8 Braid 005, lay in the first foundation stitch as shown in black on the diagram.

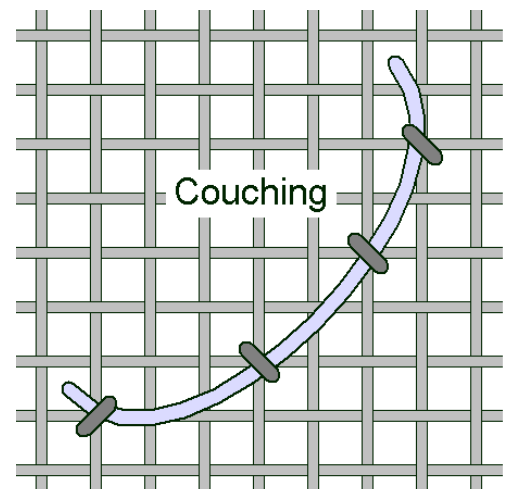
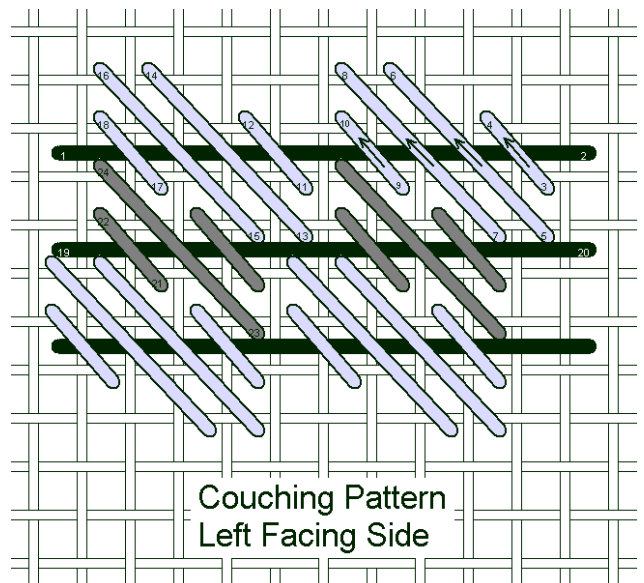
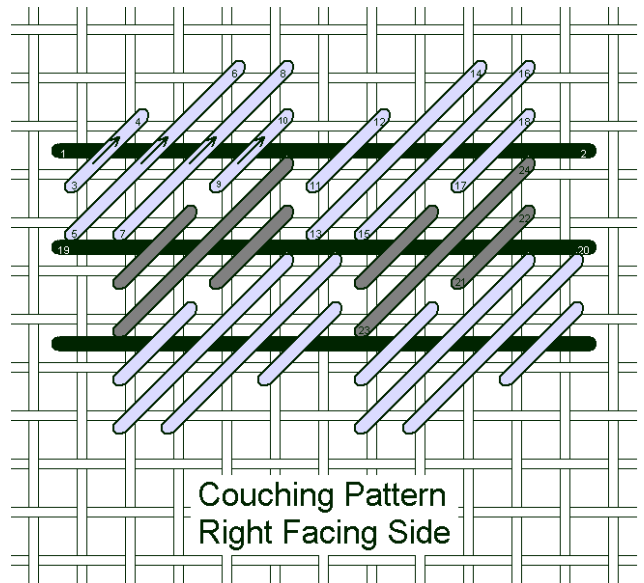
Using the Pepper Pot Silk, stitch the couching pattern over the foundation stitch.

Don't lay the subsequent foundation threads until all of the couching pattern stitches have been made for the previous row.

Stitch the white band of the wing using the couching pattern as close to the painted band as possible. Keep the couching pattern complete and do not compensate stitches for the painted areas on the canvas.

Gold Outline

Using one strand of Kreinik #4 Braid 221, couch one strand of Kreinik #16 Braid 221 for the gold outline of the wing



Head and Body

Threads:

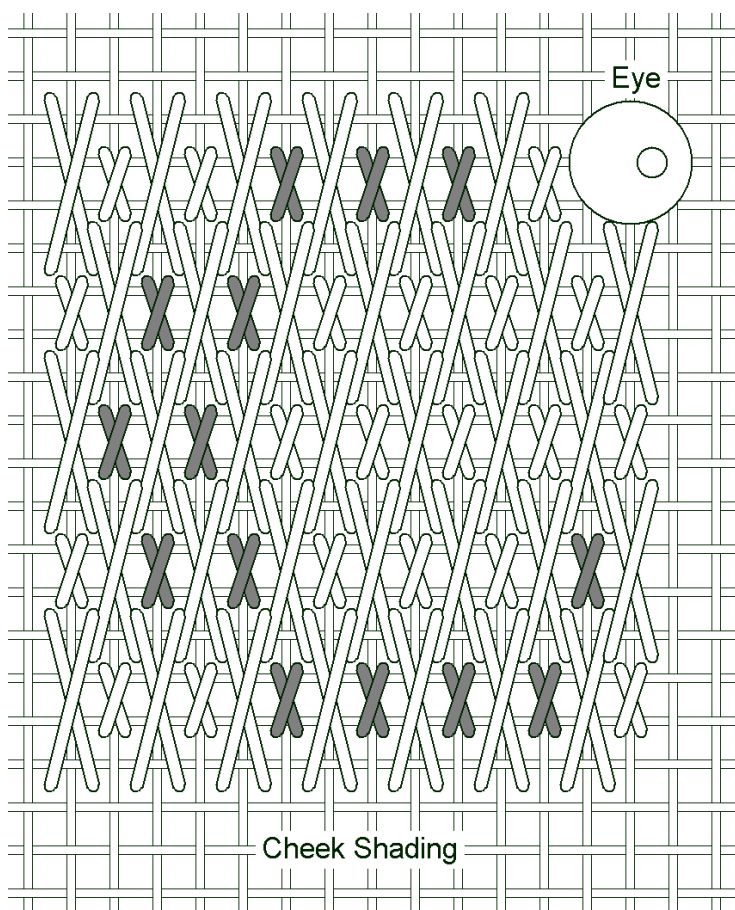
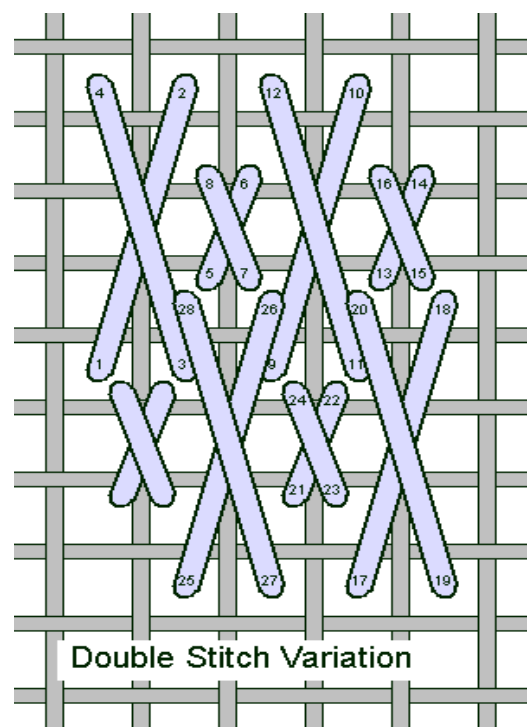
Pepper Pot Silk – Salt 02, Garlic 127

Stitch:

Double Stitch Variation

(Double Stitch is traditionally done with 1x3 interlocking crosses filled with 1x1 crosses. For this stitch the crosses have been elongated by one canvas thread each to 1x4 and 1x2).

Switch between the two colors to stitch the shading as painted.



To stitch the shading for the cheek areas, stitch the 1x2 crosses in the light gray silk (Garlic 127) as charted. Reverse the pattern for the opposite side.



Beak and Eyes

Threads and Beads:

Burmilana 3473 - Sunflower
Burmilana 3889 – Golden Brown
Kreinik #4 Braid 221 Antique Gold
Sundance Seed Beads 14 #401 Black, #402 White

Stitch:

1x2 Encroaching Gobelin
Byzantine
Outline Stitch
Jessica

Beak

Using two strands of Kreinik #4 Braid 221, stitch the gold dividing line of the beak in 1x2 Encroaching Gobelin.

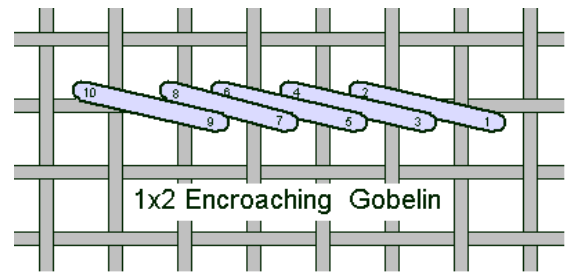
Using two strands of Burmilana 3473 Sunflower and two strands of Burmilana 3889 Golden Brown, stitch the beak in Byzantine. Stitch the top and bottom of the beak in mirror image.

Using two strands of Burmilana 3473 Sunflower and two strands of Burmilana 3889 Golden Brown, stitch Outline Stitches along the edge of the beak where it attaches to the head.

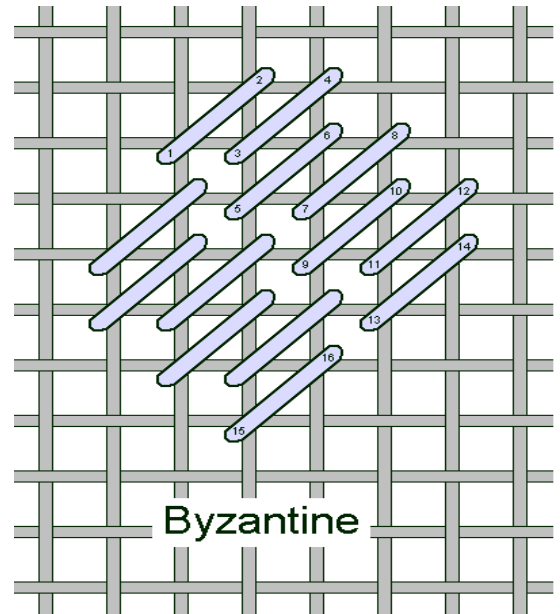
Eye

Using one stand of Burmilana 3473 Sunflower, stitch a Jessica as the gold outline of the eye. Make sure that the last two stitches (21-22 and 23-24) slide under the first two stitches (1-2 and 3-4).

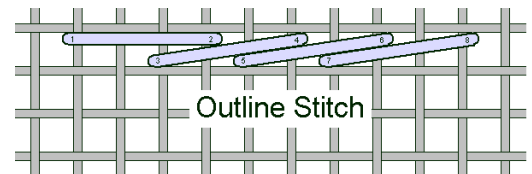
Fill in the eye using the Sundance beads.



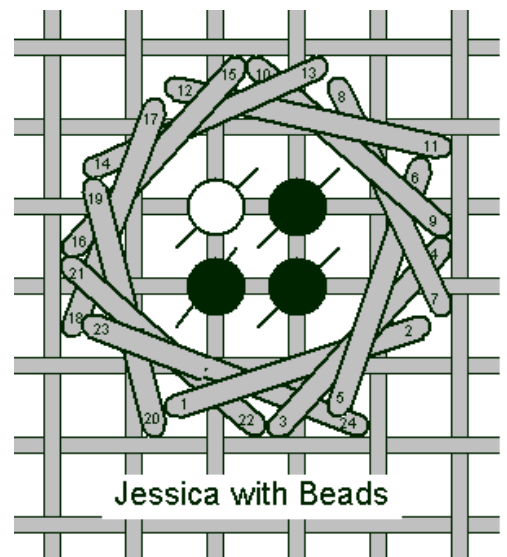
1x2 Encroaching Gobelin



Byzantine



Outline Stitch



Jessica with Beads