


Labors of Love Needlepoint
2532 Hawthorne Drive
Atlanta, Georgia 30345
770-492-9532

laborsoflove@bellsouth.net



12 DAYS CLIP ON LL32003 FRENCH HEN STITCH GUIDE BY JULIA SNYDER

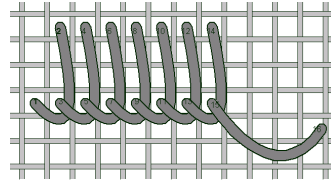
Thread List:

Neon Rays + #NP22 crimson	1 card
15 Seed Beads #1521 light champagne	1 package
15 Seed Beads #1419 red	1 package
15 Seed Beads #401 black	1 package
Beading Thread black	1 spool
Neon Rays #N81 golden	1 card
Merino Wool #W140 almond	1 skein
Merino Wool #W141 suede	1 skein
Merino Wool #W35 brown	1 skein
Merino Wool #W36 dark brown	1 skein
Kreinik 8 Braid #002J gold	1 spool

Note: use threads as is unless otherwise noted!

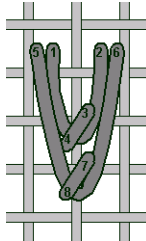
Red Head Piece:

This red area will be a row of Buttonhole using the Neon Rays #N22 crimson. Your 'edge' will be on the top edge. So turn the canvas upside down.



Red Piece under Beak:

This area will be a Stacked Lazy Daisy using the Neon Rays #N22 crimson.



Eyes:

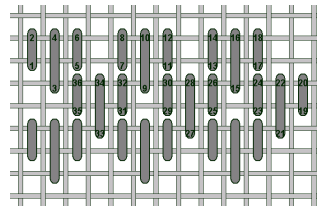
The eyes will be beaded using the 15 Seed Beads #1521 light champagne, #1419 red, and #401 black with the black beading thread. You can Tent these on using the beading thread doubled in your needle.

Beak:

The beak will be Neon Rays #N81 golden using the Buttonhole Stitch. You will work the top half and then turn the canvas upside and stitch the other part of the beak.

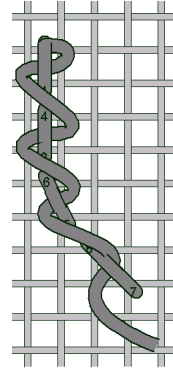
Body:

The body will be Roof stitch using 2 strands of Merino Wool #W140 almond and #W141 suede. You will change color of threads as the paint changes.




Large Wing:

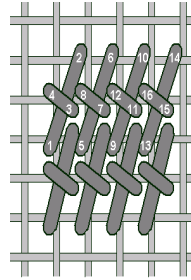
The outline will be Wrapped Backstitch using the Kreinik 8 Braid #002J gold. You will place your backstitches over 2 canvas intersections, following the line of what is painted. Once your backstitches have been made you will come out of the end of your backstitches and slide under each backstitch, from the same side.



The large area of the wing will be Small Ray Stitch using the Merino Wool #W35 brown. You will mirror image this stitch for the bird facing right.



The long feathers will be The Knotted stitch using the Merino Wool #W35 brown and #W36 dark brown. You will use 2 strands and change as the paint changes.



The scalloped sections will be Buttonhole using the Merino Wool #W35 brown. If you want you can add long stitches for the shading with Merino Wool #W36 dark brown.

