

Labors of Love Needlepoint
 2532 Hawthorne Drive
 Atlanta, Georgia 30345
 770-492-9532



laborsoflove@bellsouth.net

12 DAYS CLIP ON L32006 GEESSE A LAYING
 STITCH GUIDE BY JULIA SNYDER

Thread List:

Neon Rays #N18 orange	1 card
15 Seed Beads #401 black	1 package
15 Seed Beads #1105 gray	1 package
Beading Thread black	1 spool
Neon Rays + #NP01 black	1 card
Neon Rays + #NP02 white	1 card
Shimmer Ribbon Floss #33 silver mist/ silver	1 package
Kreinik 8 Braid #027 copper	1 spool
Kreinik 8 Braid #052 brown	1 spool

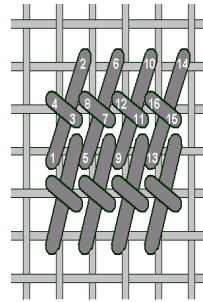
Note: use threads as is unless otherwise noted!

Beak:

The beak will be stitched using The Knotted stitch using the Neon Rays #N18 orange. You will mirror image The Knotted stitch for the left bird.

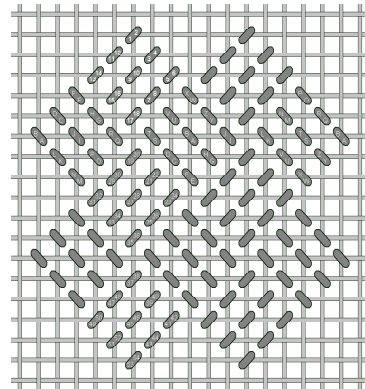
Eye:

The eye will be beaded using the 15 Seed Beads #401 black & #1105 gray using 1 strand of the black beading thread threaded through your beading needle with the 2 ends knotted together. You will Basketweave the beads on.



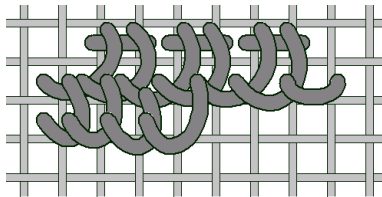
Body:

The body will be stitched using the AA Variation with Neon Rays + #NP01 black, #NP02 white, 7 Shimmer Ribbon Floss #33 silver mist/silver. Please change threads as paint changes on the canvas.



Wings:

The copper and brown lines of the wings will be Buttonhole on a Bar using the Kreinik 8 Braid #027 copper & #052 brown. You will put a copper row under the dark brown row. You will begin by placing a row of Backstitch covering 2 canvas threads. Then you will come out on the left and place a Buttonhole on the Backstitch, 2 per Backstitch. You will work 2 rows, the second row will be a Buttonhole per loop of the previous row.



The background of the wing will be Roof stitch using the Neon Rays + #NP01 black and Shimmer Ribbon Floss #33 silver mist/silver.

