

Labors of Love Needlepoint
2532 Hawthorne Drive
Atlanta, Georgia 30345
770-492-9532

laborsoflove@bellsouth.net



12 DAYS CLIP ON L32007 SWANS SWIMMING STITCH GUIDE BY JULIA SNYDER

Thread List:

| | |
|-------------------------------------|-----------|
| Kreinik 4 Braid #100 white | 2 spools |
| Fuzzy Stuff #FZ15 white | 2 cards |
| Kreinik 8 Braid #002J gold | 1 spool |
| Neon Rays #N18 orange | 1 card |
| Neon Rays #N01 black | 1 card |
| 15 Seed Beads #401 black | 1 package |
| 15 Seed Beads #1521 light champagne | 1 package |
| Beading Thread black | 1 spool |

Note: use threads as is unless otherwise noted!

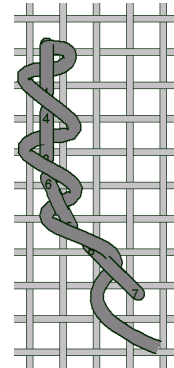
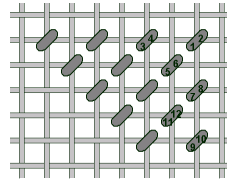
Body:

The body will be Tent using the Kreinik 4 Braid #100 white. You will stitch over all the shading, as it will show through.

Wings:

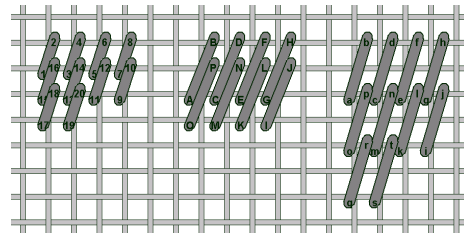
You will first outline the wings with Wrapped Backstitch using the Kreinik 8 Braid #002J gold. You will place your backstitches over 2 canvas intersections, following the line of what is painted. Once your backstitches have been made you will come out of the end of your backstitches and slide under each backstitch, from the same side.

The wings will be Every Other Row Basketweave using the Fuzzy Stuff #FZ15 white. Once the wings are stitched you will take the eye of the needle and 'rough' up the stitches. This will bring the fuzz up to the top.



Beak:

The beak will be Slanted Gobelin using the Neon Rays #N18 orange and #N01 black. You can choose the length of stitch you would like.



Eye:

The eye will be beaded using the 15 Seed Beads #401 black & #1105 gray using 1 strand of the black beading thread threaded through your beading needle with the 2 ends knotted together. You will Basketweave the beads on.