

***LL514 – Retro Christmas Bulb  
“Ice House”***

Stitch Guide by Mark Young

**Thread List**

**Petite Silk Lamé Braid**

SP35 - Buttercup

SP94 True Gold

**Flair**

F502 - White

**Neon Rays +**

NP22 - Crimson

**Water-N-Ice**

WT3 - Yellow

**Arctic Rays**

AR8 – Tree Green

**Fyre Works Soft Sheen**

FT56 – Vintage Gold

FT59 – Tawny Gold

**Impressions**

6031 – Dark Grape

6035 – Med. Grape

**Bouclé**

217 - Green

**Sundance Beads**

Size 14 Color #6 - Yellow

Beading Thread

**Kreinik**

#8 Braid 005 - Black



# Screw Cap

## Stitches:

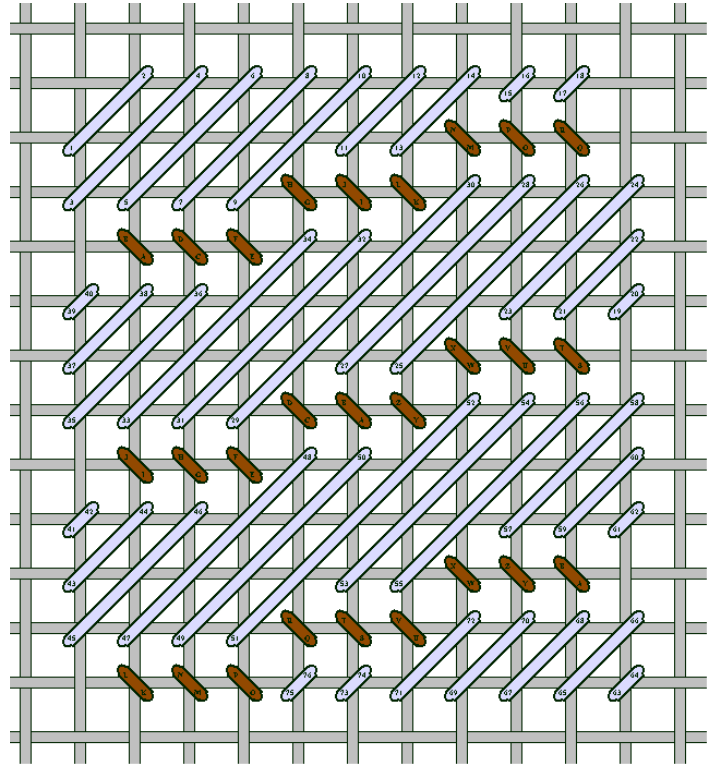
- Basketweave
- Slanted Satin Stitch
- Continental

Using Kreinik #8 Braid 005, stitch the black bump at the top of the screw cap in Basketweave.

Using Fyre Works Soft Sheen FT56 Vintage Gold, stitch the four wide bands in Slanted Satin Stitch as diagrammed.

Using Fyre Works Soft Sheen FT59 Tawny Gold, stitch the three thin bands in reverse slant Continental as diagrammed.

Using a white silk or cotton floss, fill in the open stitch at the ends of each of the three thin bands.

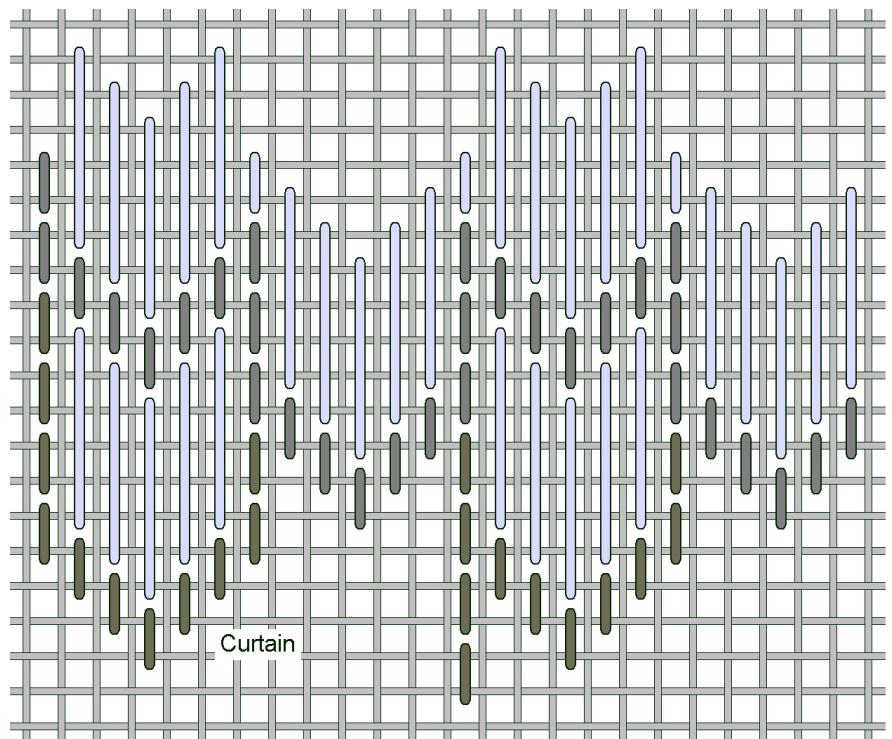


# Snow on Roof

## Stitch:

- Curtain Stitch

Using Flair F502 White, stitch the snow on the roof in Curtain Stitch. Stitch the entire roof. The shading will show through.



# Window and Door

## Stitches:

Continental  
Alternating Mosaic  
Elongated Cashmere  
Basketweave  
Tied Wheat Sheaf  
French Knot

Using one strand of Impressions 6031 Dark Grape, stitch the outlines of the door and window in Continental.

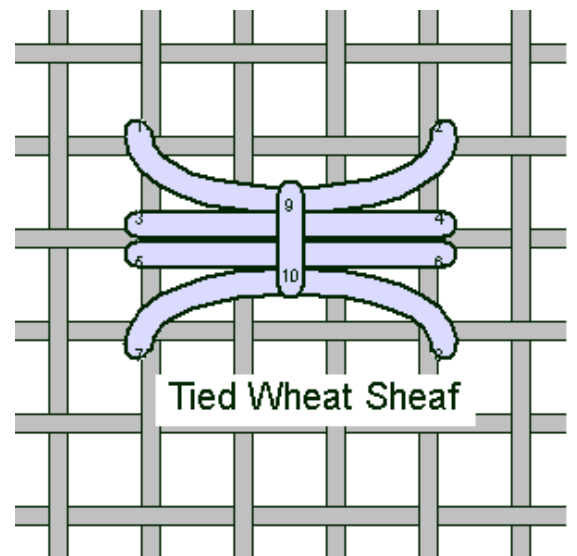
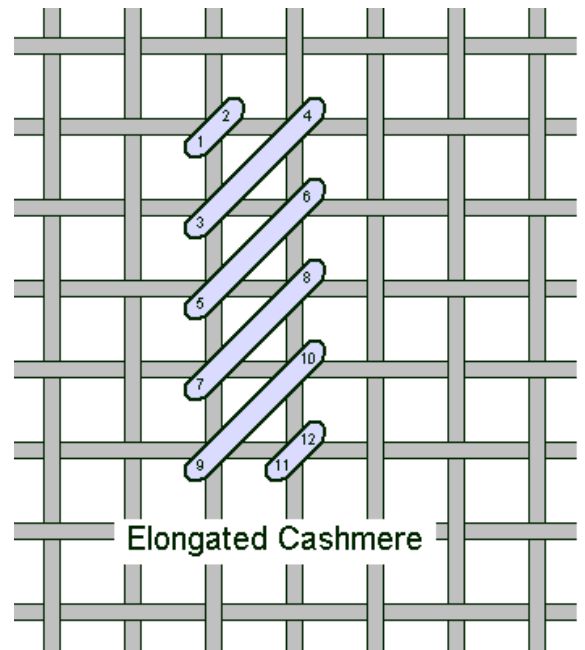
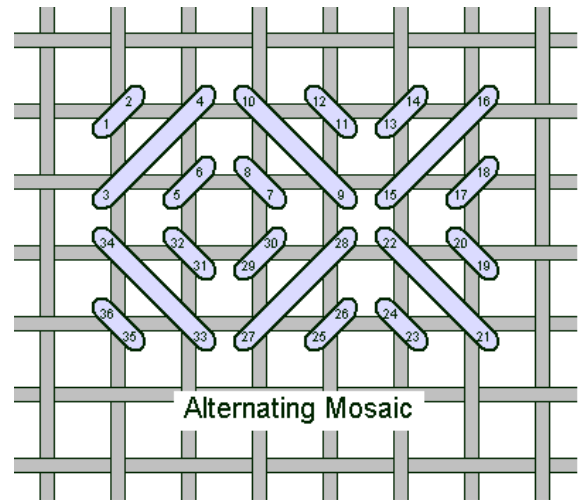
Using one strand of Impressions 6035 Med. Grape, stitch the door in Alternating Mosaic.

Using one strand of Water-N-Ice WT3 Yellow, stitch the window panes in Elongated Cashmere.

Using one strand of Bouclé 217 Green, stitch the wreath in Basketweave. Stitch loosely to allow the wreath to be bumpy.

Using one strand of Neon Rays+ NP22 Crimson, stitch the bow in Tied Wheat Sheaf.

Using one strand of Fyre Works FT56 Vintage Gold, stitch the door knob in a French Knot.

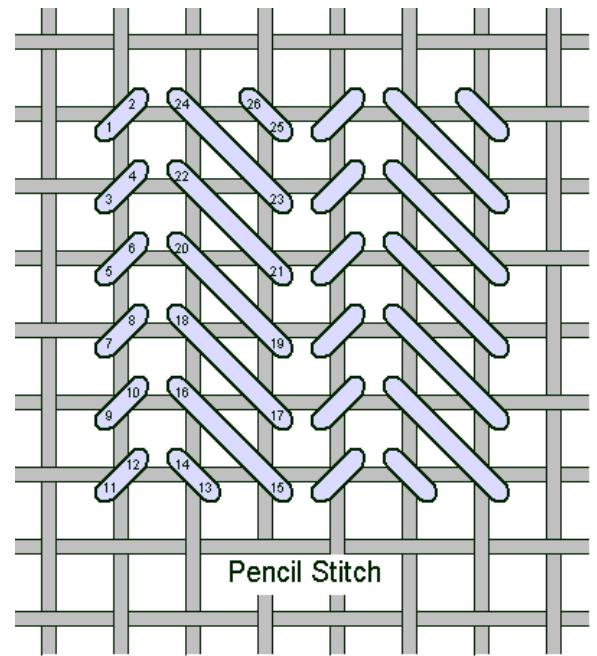


# House

**Stitch:**

Pencil Stitch

Using one strand of Petite Silk Lamé Braid SP 35 Buttercup for the main body of the house and one strand of SP94 True Gold for the shaded areas, stitch the house in Pencil Stitch.



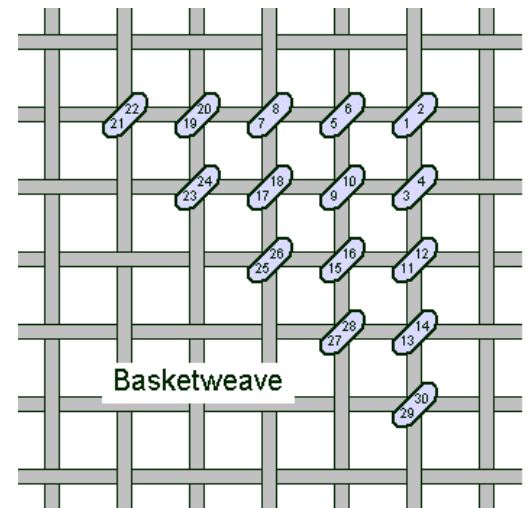
# Tree

**Stitch:**

Basketweave  
Beading

Using one strand of Arctic Rays AR8 Tree Green, stitch the tree in Basketweave.

Using beading thread, attach the Sundance Size 14 Color #6 beads for the yellow lights.



# Snow on Ground

**Stitch:**

Hungarian Ground

Using one strand of Flair F502 White, stitch the snow on the ground in Hungarian Ground Stitch.

